

**Researchers can add research products resulting from NSF-funded research in the National Science Foundation (NSF) Public Access Repository (NSF-PAR).**

- In alignment with NSF's long-standing commitment to clear and open communication of research results, the following product types can be added to the NSF-PAR: audiovisual, conference paper, conference proceeding, data paper, dataset, educational aid or curriculum, journal article, posted content, software, sound, and workshop report.
- The NSF-PAR archival feature is designed to allow the addition of a product's metadata information when using the product's pre-existing digital object identifier (DOI) for certain product types including audiovisual, conference paper, conference proceeding, data paper, dataset, journal article, posted content, software, and sound.
- DOIs may either be registered at [Crossref.org](https://crossref.org) or [DataCite.org](https://datacite.org).
- As of August 2025, the following product types will auto-populate into NSF in-progress project reports (i.e., unsubmitted reports) in the Research.gov Project Reporting System after they have been added to the NSF-PAR: **conference paper, dataset, journal article, and workshop reports.**

## Overview for Adding Research Products to the NSF-PAR:

- ✓ Add award ID(s) for your product entry
- ✓ Acknowledge the NSF Grant Conditions
- ✓ Auto-populate your product and associated metadata using a DOI (or enter information manually without a DOI)
- ✓ Verify your product's metadata information and update as needed
- ✓ Submit your product entry

## Additional Important Information for Adding Audiovisual, Dataset, Software, and Sound Product Types to the NSF-PAR:

- **Key Requirement:** You must have **previously** deposited the product files for the following product types into a repository which associates a DOI: audiovisual, dataset, software, and sound. The files can exist in various file formats and various file sizes in a repository of your choice.
- Your repository provider must either register (i.e., mint) a new DOI or upload a pre-existing DOI and associated metadata with either [Crossref.org](https://crossref.org) or [DataCite.org](https://datacite.org).
- Only the metadata that has been added to Crossref.org or DataCite.org will be stored in the NSF-PAR and will be available using the NSF-PAR search feature.

## Additional information for Adding Conference Paper, Conference Proceeding, Data Paper, Educational Aid or Curriculum, Journal Article, Posted Content, and Workshop Report to the NSF-PAR:

- The following product types require a PDF/A upload in the NSF-PAR: conference paper, conference proceeding, data paper, educational aid or curriculum, journal article, posted content, and workshop report.

## Steps to Add your Research Products to the NSF-PAR

### 1 Sign in to Research.gov:

- Follow [this link](#) to a detailed explanation on how to login to Research.gov

About Signing into Research.gov

#### GETTING STARTED

In order to sign into Research.gov, you must register for an NSF account. Refer to the link [here](#) if you need to register for an NSF account. You can sign into Research.gov using one of the following three options:

- Sign in using your NSF Account Credentials
- Sign in using your Organization Credentials (*InCommon Federation organizations only*)
- Sign in using Login.gov

#### MULTIFACTOR AUTHENTICATION

Effective on October 27, 2024, NSF implemented multifactor authentication (MFA) for Research.gov as part of an ongoing commitment to enhancing security and safeguarding NSF's IT systems, user accounts, personal and scientific data, and the integrity of the merit review process. This extra step protects both the research community and NSF. See [Dear Colleague Letter \(NSF 25-011\)](#) for details. View the [MFA Options Overview](#) for details.

#### Sign in using your NSF Account Credentials

Sign into Research.gov account with your NSF ID + password or Primary Email address + password. If you access Research.gov using NSF credentials, you must set up MFA in Research.gov to sign in.

The MFA options that will display and will be available to select will depend on what role you have in Research.gov. If you have a financial or administrative role, you must use a phishing-resistant MFA method. If you have other roles such as Principal Investigator or Reviewer which do not have financial or administrative privileges, you can select an MFA or phishing-resistant MFA method; however, NSF strongly recommends that all users choose a phishing-resistant MFA. NSF urges you to also set up a secondary MFA method in case your primary MFA method is unavailable (e.g., you do not have their mobile phone with you).

### 2 Once logged in, Click the “PAR Research Products” link under Awards & Reporting on the Research.gov homepage, and then click on the “Add Research Products” tab on the top of the screen in the NSF-PAR.

To access restricted features, add a role

Proposals	Reviews & Meetings	Awards & Reporting
<a href="#">Prepare and Submit Proposals</a> (Letters of Intent, Preliminary, Full, Renewal, Postdoctoral Fellowships and SBIR/STTR) <a href="#">Demo Site: Prepare Proposals (Training)</a> <a href="#">Proposal Status</a>	<a href="#">Provide Reviewer Profile Information</a> (For reviewers, panelists, and meeting participants who have received notice from NSF requesting to provide their reviewer profile information) <a href="#">Reviews, Panels, and Other Meetings</a> (Panels, Ad Hoc Reviews, Advisory Committees, Committees of Visitors, Site Visits, and Subcommittees) <a href="#">Volunteer to Review</a> (Sign up to become a reviewer for NSF) <a href="#">Reviewing for the National Science Foundation</a>	<a href="#">Project Reports</a> <a href="#">Demo Site: Project Reports (Training)</a> <a href="#">Notifications &amp; Requests</a> <a href="#">Award Documents</a> <a href="#">Supplemental Funding Requests (Including Career-Life Balance)</a> <a href="#">Demo Site: Supplemental Funding Requests (Training)</a> <a href="#">Continuing Grant Increments Reports</a> <a href="#">NSF Public Access Repository (NSF-PAR):</a> <a href="#">PAR Research Products</a>

**NSF Public Access Repository (PAR)**  
A partnership with the Department of Energy,  
Office of Scientific and Technical Information

PAR Research Products	<b>Add Research Products</b>	Submitted Research Products	Contacts	FAQs
-----------------------	------------------------------	-----------------------------	----------	------

## 3 Select "Add Research Product".

### Add Research Products

Select "Add Research Product" to add research products to the queue. Once added, they will appear below.

#### Please Note:

- If you have a Dataset that can be associated with your Journal Article, Conference Paper, or Workshop Report, please submit the Dataset(s) first.
  - If a DOI is available, enter it during submission. After submitting, allow approximately 2 hours for the Dataset(s) to process and appear in PAR. After that, return to enter your Journal Article, Conference Paper, or Workshop Report and associate your Dataset(s).
  - If your Dataset does not yet have a DOI, you may manually enter the required metadata in PAR. PAR will generate a PAR ID, which you can use to associate the Dataset with your Journal Article, Conference Paper, or Workshop Report during the submission of these product types.
  - The underlying data must still be deposited in an appropriate external data repository and made publicly accessible with a registered DOI. Once the DOI is issued, you must update the existing Dataset record in PAR to include it.
- When all products have been added to the queue below, select "Submit Product(s)".
- If you click on another menu tab or close your browser without submitting the product(s) in your queue, you will need to re-upload their PDFs.
- It may take a few hours after submission for your research product(s) to appear in PAR.
  - Once processed, PAR will automatically generate a PAR ID for each product.
  - Similar to persistent DOIs that have a resolvable URL format of [https://doi.org/10.NNNN/XXXXXX], the PAR ID will serve as a persistent identifier, meeting federal public access requirements when a DOI is not available, and can be accessed using the following resolvable URL format: [https://par.nsf.gov/biblio/PAR\_ID]

Show All  Showing 1 to 1 of 1 << < Prev 1 Next > >>

Research Products						
Product Type	Award ID(s)	Title	Date Added	Last Edited	Product Metadata	Status
Add Research Product						

Multiple awards may be added if they apply to your product entry by entering the information requested and then coming back and clicking this button again to add another product

## 4 Indicate whether you have a DOI, which will be used to auto-populate product metadata or whether you do not have a DOI and will enter the product metadata manually.

### Add Research Product: Specify DOI or Product Type

#### \* Do you have a Digital Object Identifier (DOI) for your research product?

Your repository provider generates the DOI. If you do not already have it, [Crossref](#) and [DataCite](#) both have lookup tools available.

- ☐ Yes, I have a DOI  
☐ No, proceed with a manual addition

Continue

Cancel

## 5 If you selected the DOI option, **enter** your DOI (in the dynamic section that appears), **click** Validate. If your DOI number was found, you will see a message that states, "The DOI you have entered was successfully found." Next **click** "Continue".

If you selected the manual addition option, **select** a product from the Product Type dropdown list (in the other dynamic section that appears) and **click** Continue.

### Add Research Product: Specify DOI or Product Type

#### \* Do you have a Digital Object Identifier (DOI) for your research product?

Your repository provider generates the DOI. If you do not already have it, [Crossref](#) and [DataCite](#) both have lookup tools available.

- ☒ Yes, I have a DOI  
☐ No, proceed with a manual addition

#### \* DOI (e.g., 10.NNNN/XXXXXX)

10.NNNN/XXXXX

The DOI you have entered was successfully found.

Continue

Cancel

### Add Research Product: Specify DOI or Product Type

#### \* Do you have a Digital Object Identifier (DOI) for your research product?

Your repository provider generates the DOI. If you do not already have it, [Crossref](#) and [DataCite](#) both have lookup tools available.

- ☐ Yes, I have a DOI  
☒ No, proceed with a manual addition

#### \* Product Type [Selection Information](#)


-- Select Product Type --

Continue

Cancel

- 6.a** **Verify** the auto-populated product metadata (if you selected the DOI option) or complete the fields manually (page 1 of 3).

NSF Public Access Repository (PAR)  
A partnership with the Department of Energy,  
Office of Scientific and Technical Information


**Research.gov**  
ONLINE GRANTS MANAGEMENT  
FOR THE NSF COMMUNITY

PAR Research Products
Add Research Products
Submitted Research Products
Contacts
FAQs
Welcome, Henry Loescher

Add Research Products > Add Research Product

## Add Research Product

**\* Required**

**Product Summary**

**\* Product Type**

Journal Article

**\* Full Title(s)** [Text Instructions](#)

DOI: (e.g. 10.NNNN/XXXXXX)

Validate

**Awards**

**\* What award(s) are associated with this product?**

- Select Award ID -

[+ Associate another award](#)

**\* Acknowledgement** [Why do I have to acknowledge this?](#)

☐ I acknowledge the Federal Government's license as set forth in the Copyright Ownership, Government License or Copyrighted Material article of the applicable [NSF terms and conditions](#) referenced in the NSF award notice.

**Associated Products/Datasets**

**Would you like to associate one or more Datasets with this Journal Article?** [Details about product associations](#)

☐ Yes, I wish to associate one or more Datasets (in PAR with DOIs only) with this Journal Article

☐ No, I do not wish to associate any Datasets with this Journal Article

Note: You are required to add an Award ID as part of your initial submission of a Product. You will also have to click on the "Acknowledgement" check box when you add the Award. If you come back later, and want to edit the Product, the Award ID selection is still available (in case 1 product is associated with multiple awards), but is NOT mandatory at that point (since you already have at least 1 award associated to the product)

...continues onto the next page

**6.b (cont'd) Verify** the auto-populated product metadata or complete the fields manually (page 2 of 3).

Product Details

Date Published

MM/DD/YYYY

ISSN [What is an ISSN?](#)

#### ####

ISBN

###-##-####-##-#

Location

Final Accepted Version file upload (PDF/A format): [What does NSF do with my file?](#)

Choose File

TEST PDFA.pdf

TEST PDFA.pdf

Delete

Is the file you uploaded an Author Accepted Manuscript (AAM), or a Version of Record (VoR)? [What are these?](#)

☒ Author Accepted Manuscript (AAM)

☐ Version of Record (VoR)

Description / Abstract

Author(s) / Creator(s) [Text Instructions](#)

Publisher or Repository Name

Editor(s) [Text Instructions](#)

Corporate Creator(s) [Text Instructions](#)

Note: When you upload a file as part of this process, you must also indicate whether your file is an “Author Accepted Manuscript (AAM) or a Version of Record (VoR) status.

...continues onto the next page

**6.c (cont'd) Verify** the auto-populated product metadata or complete the fields manually and **click** Save (page 3 of 3).

Version / Edition (e.g., 1 or 1.0)

Format(s) (e.g., xls; csv)

Size(s) (e.g., 2MB)

Volume (e.g., 1)

Issue (e.g., 1)

Page Range or eLocation-ID (e.g., 20-30)

Subject(s) / Keyword(s) [Text Instructions](#)

Save

Cancel

[Website Policies](#) | [Budget and Performance](#) | [Inspector General](#) | [Privacy](#) | [FOIA](#) | [No FEAR Act](#) | [USA.gov](#) | [Accessibility](#) | [Plain Language](#) | [Contact](#) | [Help](#)  
 The National Science Foundation, 2415 Eisenhower Avenue, Alexandria, Virginia 22314, USA Tel: (703) 292-5111, FIRS: (800) 877-8339 | TDD: (800) 281-8749

Note: If the Save button is light grey (not clickable), vs dark grey (clickable) that means that you are missing one of the required fields. Please review the entire form and ensure that everything with a red asterisk (\*) is filled out properly.



- 7 **Review** the award and product metadata and when finished adding products, **click** Save first, and then **click** Submit Products.

## Add Research Products

✓ Your research product has been added to the queue. **When all your products have been added, select 'Submit Products' below.**

Select "Add Research Product" to add research products to the queue. Once added, they will appear below.

### Please Note:

- If you have a Dataset that can be associated with your Journal Article, Conference Paper, or Workshop Report, please submit the Dataset(s) first.
  - If a DOI is available, enter it during submission. After submitting, allow approximately 2 hours for the Dataset(s) to process and appear in PAR. After that, return to enter your Journal Article, Conference Paper, or Workshop Report and associate your Dataset(s).
  - If your Dataset does not yet have a DOI, you may manually enter the required metadata in PAR. PAR will generate a PAR ID, which you can use to associate the Dataset with your Journal Article, Conference Paper, or Workshop Report during the submission of these product types.
  - The underlying data must still be deposited in an appropriate external data repository and made publicly accessible with a registered DOI. Once the DOI is issued, you must update the existing Dataset record in PAR to include it.
- When all products have been added to the queue below, select 'Submit Product(s)'.
- If you click on another menu tab or close your browser without submitting the product(s) in your queue, you will need to re-upload their PDFs.
- It may take a few hours after submission for your research product(s) to appear in PAR.
  - Once processed, PAR will automatically generate a PAR ID for each product.
  - Similar to persistent DOIs that have a resolvable URL format of [https://doi.org/10.NNNN/XXXXXX], the PAR ID will serve as a persistent identifier, meeting federal public access requirements when a DOI is not available, and can be accessed using the following resolvable URL format: [https://par.nsf.gov/biblio/PAR\_ID]

### Show

All ▾

Filter Results

Showing 1 to 1 of 1 << < Prev 1 Next > >>

### Research Products

Add Research Product

Product Type	Award ID(s)	Title	Date Added	Last Edited	Product Metadata Status	Actions
Conference Paper	2419034	test	12/15/2025	12/16/2025	✓ Filled	View/Edit Product & Associations Delete Product

### Show

All ▾

Showing 1 to 1 of 1 << < Prev 1 Next > >>

Submit Product(s)



Save

Cancel

8

The next step will take you to the Review and Submit page. Please read the note listed in **red outline** as it is important. Once you have Reviewed this page, **click** Confirm Submission to submit your Products to NSF-PAR. You will then get a message that summarizes your submission.

## Review and Submit

**Please Note:** It may take a few hours after submitting for your research product(s) to appear in the PAR. To complete this process, you must click the 'Confirm Submission' button at the bottom of this page.

### Award Information

**Award ID:**

**Acknowledgement:** Federal Government's License = Acknowledged  
Completed by =

**Sponsoring Organization:** National Science Foundation

**Research Product Count:** 1

### Product Metadata for Award

1. <i>In situ</i> , simultaneous spectroscopic ellipsometry and quadrupole mass spectrometry studies of ZnO etching using Hacac and O2 plasma

Expand

Confirm Submission

Back to Add Research Products

Website Policies | Budget and Performance | Inspector General | Privacy | FOIA | No FEAR Act | USA.gov | Accessibility | Plain Language | Contact | Help  
The National Science Foundation, 2415 Eisenhower Avenue, Alexandria, Virginia 22314, USA Tel: (703) 292-5111, FIRS: (800) 877-8339 | TDD: (800) 281-8749

## Submitted Research Products

✓ The following research product(s) have been successfully submitted for processing:

- Your Journal Article with PAR ID

### Note:

- It may take up to a few hours for the updated to appear in the NSF Public Access Repository.
- Currently only information for Conference Papers, Datasets, and Journal Articles are auto-populated into your in-progress project report.
- If your product is of another type other than those mentioned above, please update your product information in your project report.
- If you have already submitted your project report for approval, then you will not be able to view your updated in your project report.

Use the **Submitted Research Products** feature to search for and manage information associated with your previously entered research products such as editing award IDs, metadata, PDF/A documents, or deleting award IDs that you have previously entered. Once you have selected a record of interest, use the Edit link on the Actions column to update information associated to your research product.

### Research Products Previously Submitted



## Auto-population of NSF-PAR Added Products into your In-progress Project Report

The Research.gov Project Reporting System screenshot below is an example of how conference papers, datasets, journal articles, and workshop reports auto-populated from the NSF-PAR into your in-progress project report are displayed.

- Currently only information from **conference papers, datasets, journal articles, and workshop reports** product types are auto-populated from the NSF-PAR into your in-progress project report.
- Audiovisual, conference proceeding, data paper, educational aid or curriculum, posted content, software, and sound product types must currently be added manually to your in-progress project report in Research.gov.

Author Accepted Manuscript (AAM) and Version of Record (VoR) information is displayed in the Citation/Description column

Journal or Juried Conference Paper	Author1, Test, Author2, Test, Author3, Test Type: Author Accepted Manuscript <a href="https://doi.org/10.1051/0004-6361/123456789">doi: https://doi.org/10.1051/0004-6361/123456789</a> Full text Citation details	more >>	Added to NSF-PAR PAR ID: 123456	2018	✓ Complete	<a href="#">Edit in NSF-PAR</a> <a href="#">Delete from Report</a>
------------------------------------	--	---------	------------------------------------	------	------------	---

Journal articles and conference papers entered in the NSF-PAR are displayed as Journal or Juried Conference Paper in your in-progress project report

The NSF-PAR ID provided at the end of the NSF-PAR submission will be displayed in your in-progress project report in the Product Status column. **This ID is clickable and will take you to the PAR Search page for this entry**

Other Product <input checked="" type="checkbox"/> Dataset	Data and Research Materials (e.g. Cell lines, DNA probes, Animal models) ALname1, A.A. & ALname2, A. (2024). <i>mmlu-redux</i> <a href="https://doi.org/10.57967/hf/123456">doi: https://doi.org/10.57967/hf/123456</a> Citation details		Added to NSF-PAR PAR ID: 1234567	2024	✓ Complete	<a href="#">Edit in NSF-PAR</a> <a href="#">Delete from Report</a>
--	---	--	-------------------------------------	------	------------	---

Datasets entered in NSF-PAR are displayed as Other Product > Dataset in your in-progress project report

## Steps to Manually Add Research Products to your In-progress Project Reports

### 1 Sign in to Research.gov:

- Follow [this link](#) to a detailed explanation on how to login to Research.gov

About Signing into Research.gov

**GETTING STARTED**

In order to sign into Research.gov, you must register for an NSF account. Refer to the link [here](#) if you need to register for an NSF account. You can sign into Research.gov using one of the following three options:

- Sign in using your NSF Account Credentials
- Sign in using your Organization Credentials (InCommon Federation organizations only)
- Sign in using Login.gov

**MULTIFACTOR AUTHENTICATION**

Effective on October 27, 2024, NSF implemented multifactor authentication (MFA) for Research.gov as part of an ongoing commitment to enhancing security and safeguarding NSF's IT systems, user accounts, personal and scientific data, and the integrity of the merit review process. This extra step protects both the research community and NSF. See [Dear Colleague Letter \(NSF-25-011\)](#) for details. View the [MFA Options Overview](#) for details.

**Sign in using your NSF Account Credentials**

Sign into Research.gov account with your NSF ID + password or Primary Email address + password. If you access Research.gov using NSF credentials, you must set up MFA in Research.gov to sign in.

The MFA options that will display and will be available to select will depend on what role you have in Research.gov. If you have a financial or administrative role, you must use a phishing-resistant MFA method. If you have other roles such as Principal Investigator or Reviewer which do not have financial or administrative privileges, you can select an MFA or phishing-resistant MFA method; however, NSF strongly recommends that all users choose a phishing-resistant MFA. NSF urges you to also set up a secondary MFA method in case your primary MFA method is unavailable (e.g., you do not have their mobile phone with you).

### 2 Click the Project Reports link under Awards & Reporting on the Research.gov homepage to go to your Project Report.

To access restricted features, add a role

**Proposals**

[Prepare and Submit Proposals](#)  
(Letters of Intent, Preliminary, Full, Renewal, Postdoctoral Fellowships and SBIR/STTR)

[Demo Site: Prepare Proposals \(Training\)](#)

[Proposal Status](#)

**Reviews & Meetings**

[Provide Reviewer Profile Information](#)  
(For reviewers, panelists, and meeting participants who have received notice from NSF requesting to provide their reviewer profile information)

[Reviews, Panels, and Other Meetings](#)  
(Panels, Ad Hoc Reviews, Advisory Committees, Committees of Visitors, Site Visits, and Subcommittees)

[Volunteer to Review](#)  
(Sign up to become a reviewer for NSF)

[Reviewing for the National Science Foundation](#)

**Awards & Reporting**

[Project Reports](#) ←

[Demo Site: Project Reports \(Training\)](#)

[Notifications & Requests](#)

[Award Documents](#)

[Supplemental Funding Requests](#) (including Career-Life Balance)

[Demo Site: Supplemental Funding Requests \(Training\)](#)

[Continuing Grant Increments Reports](#)

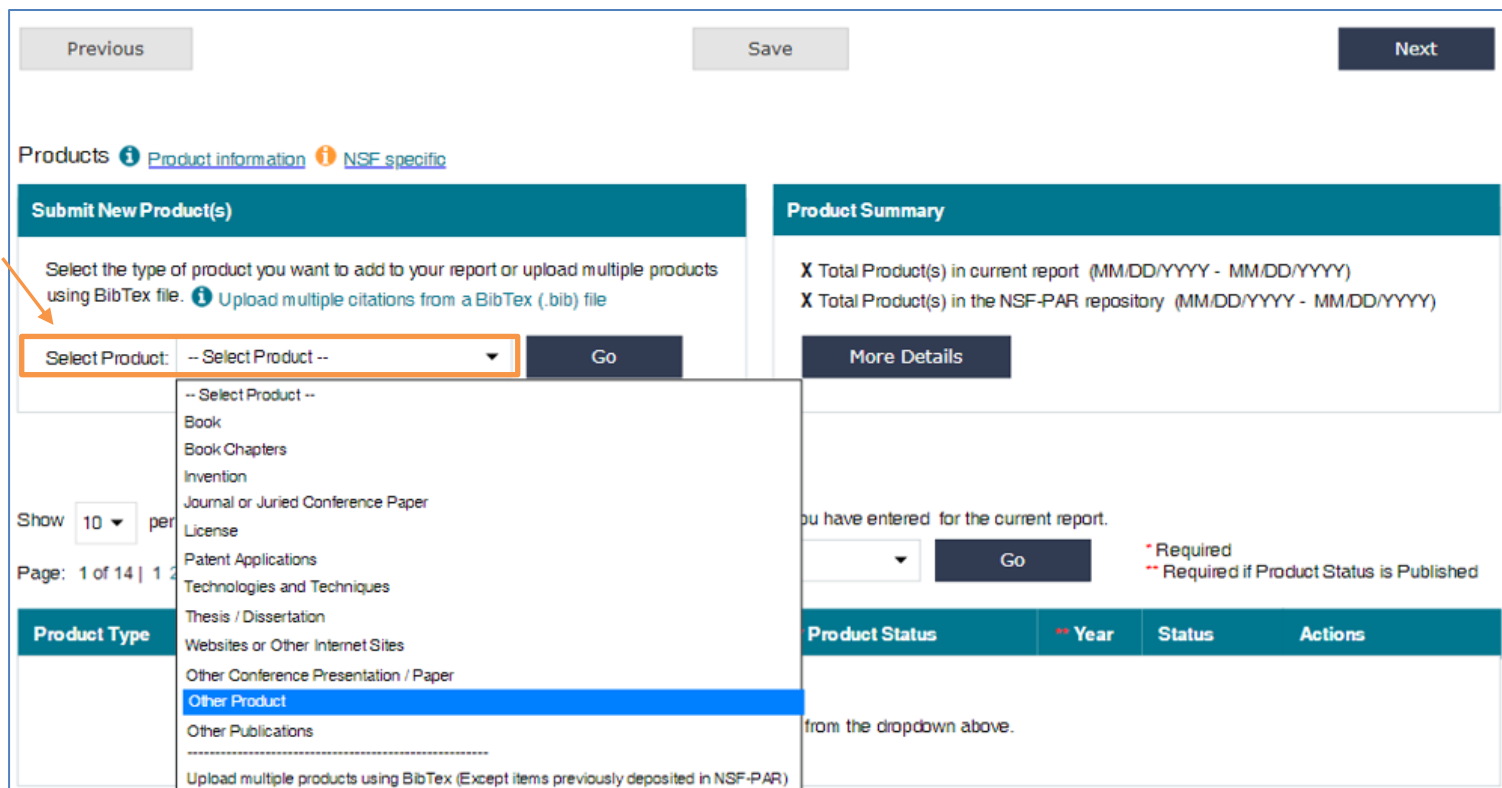
[NSF Public Access Repository \(NSF-PAR\): PAR Research Products](#)

### 3 Navigate to the Products tab.

Report Content

Cover Accomplishments **Products** Participants/Organizations Impact Changes/Problems

- 4 Click the drop-down menu under Submit New Product(s) and **select** a product. If your product type is not in the drop-down shown below, please **select** "Other Product" and review the available sub-products.



Previous Save Next

Products [Product information](#) [NSF specific](#)

### Submit New Product(s)

Select the type of product you want to add to your report or upload multiple products using BibTex file. [Upload multiple citations from a BibTex \(.bib\) file](#)

Select Product: -- Select Product -- Go

- Select Product --
- Book
- Book Chapters
- Invention
- Journal or Juried Conference Paper
- License
- Patent Applications
- Technologies and Techniques
- Thesis / Dissertation
- Websites or Other Internet Sites
- Other Conference Presentation / Paper
- Other Product**
- Other Publications
- Upload multiple products using BibTex (Except items previously deposited in NSF-PAR)

Show 10 per page

Page: 1 of 14 | 1 2

### Product Summary

X Total Product(s) in current report (MM/DD/YYYY - MM/DD/YYYY)

X Total Product(s) in the NSF-PAR repository (MM/DD/YYYY - MM/DD/YYYY)

More Details

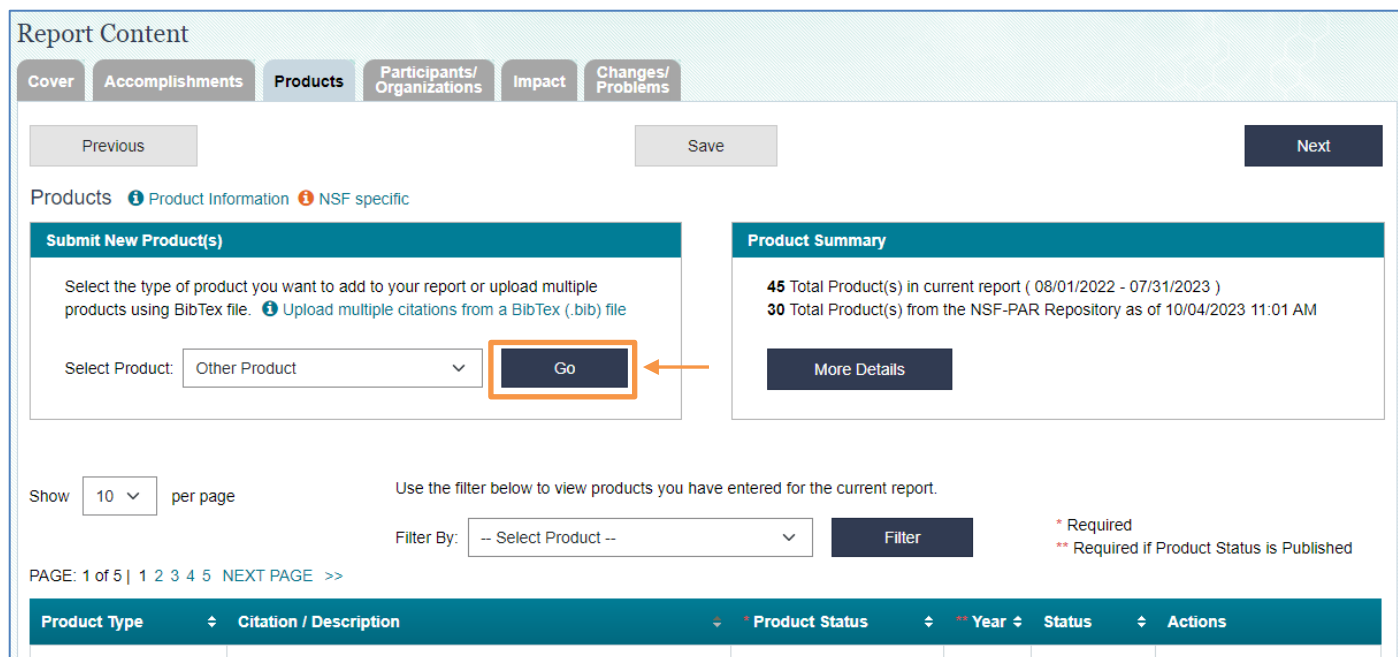
You have entered for the current report.

Go

\* Required  
\*\* Required if Product Status is Published

Product Status	** Year	Status	Actions
from the dropdown above.			

- 5 Click Go.



## Report Content

Cover Accomplishments **Products** Participants/Organizations Impact Changes/Problems

Previous Save Next

Products [Product Information](#) [NSF specific](#)

### Submit New Product(s)

Select the type of product you want to add to your report or upload multiple products using BibTex file. [Upload multiple citations from a BibTex \(.bib\) file](#)

Select Product: Other Product Go

### Product Summary

45 Total Product(s) in current report ( 08/01/2022 - 07/31/2023 )

30 Total Product(s) from the NSF-PAR Repository as of 10/04/2023 11:01 AM

More Details

Show 10 per page

Use the filter below to view products you have entered for the current report.

Filter By: -- Select Product -- Filter

\* Required  
\*\* Required if Product Status is Published

PAGE: 1 of 5 | 1 2 3 4 5 NEXT PAGE >>

Product Type	Citation / Description	Product Status	** Year	Status	Actions
--------------	------------------------	----------------	---------	--------	---------

Selecting the Other Product category will open the Submit New Other Product page with another drop-down list as shown below.

Report Content

Cover

Accomplishments

Products

Participants/Organizations

Impact

Changes/Problems

Previous

Save

Next

Products

Product Information

NSF specific

Submit New Product(s)

Select the type of product you want to add to your report or upload multiple products using BibTex file. Upload multiple citations from a BibTex (.bib) file

Select Product:

Other Product

Go

Product Summary

45 Total Product(s) in current report ( 08/01/2022 - 07/31/2023 )

30 Total Product(s) from the NSF-PAR Repository as of 10/04/2023 11:01 AM

More Details

Show 10 per page

Use the filter below to view products you have entered for the current report.

Filter By: -- Select Product --

Filter

\* Required

\*\* Required if Product Status is Published

PAGE: 1 of 5 | 1 2 3 4 5 NEXT PAGE >>

Product Type	Citation / Description	Product Status	Year	Status	Actions
--------------	------------------------	----------------	------	--------	---------

## Submit New Other Product [Examples of other products](#)

\* Required

\* Product type:

-- Select Product --

-- Select Product --

- Audio or Video Products
- Data and Research Materials (e.g. Cell lines, DNA probes, Animal models)
- Databases
- Educational aids or Curricula
- Evaluation Instruments
- Instruments or Equipment
- Interventions (e.g. clinical or educational)
- Models
- New Business Creations
- Physical Collections
- Protocols
- Software or Netware
- Survey Instruments
- Training and Professional Development Materials or Courses
- Workshop Report
- Other

The Other Product category contains the following sub-products

January 2026

12

**6 Complete** the fields for your specific product type and **click** Save to complete your entry.

- A product-specific form will be displayed to collect relevant information depending on the product selected.
- The example shown below depicts the form displayed for a dataset product.
- Note, that to add a dataset you must go to NSF-PAR to enter the information. Other Non-PAR products can be entered directly into Project Reports

## Submit New Other Product [i Examples of other products](#)

---

**Datasets need to be added in the NSF Public Access Repository (PAR).**

Once you add and validate your new entry in the PAR, it will show up in your project report within a few hours.

**Note:** To add your dataset to the PAR, you must click the **Add to PAR** button at the bottom of this page.



## 7 Verify that your added product is displayed on the Products table.

Banner success message displays at the top of the Products page confirming your entry

✓ You have successfully added your "Research Material" to your project report.



The examples below depicts the Products Table in a project report.

- Products entered directly in a project report without a DOI will **not** have an NSF-PAR ID.
- Journal Articles, Conference papers, datasets, and workshop reports entered in NSF-PAR will auto-populate into the table with a clickable link that will take the user back to NSF-PAR Search.

Note: Once added to NSF-PAR it will take up to 2 hours for that entry to show in Project Reports, and this only applies to Journal Articles, Conference Papers, Datasets, and Workshop Reports.

Journal or Juried Conference Paper	Test tooltip	Accepted	--	✓ Complete	<a href="#">Edit details</a> <a href="#">Delete from Report</a>
---------------------------------------	--------------	----------	----	------------	--

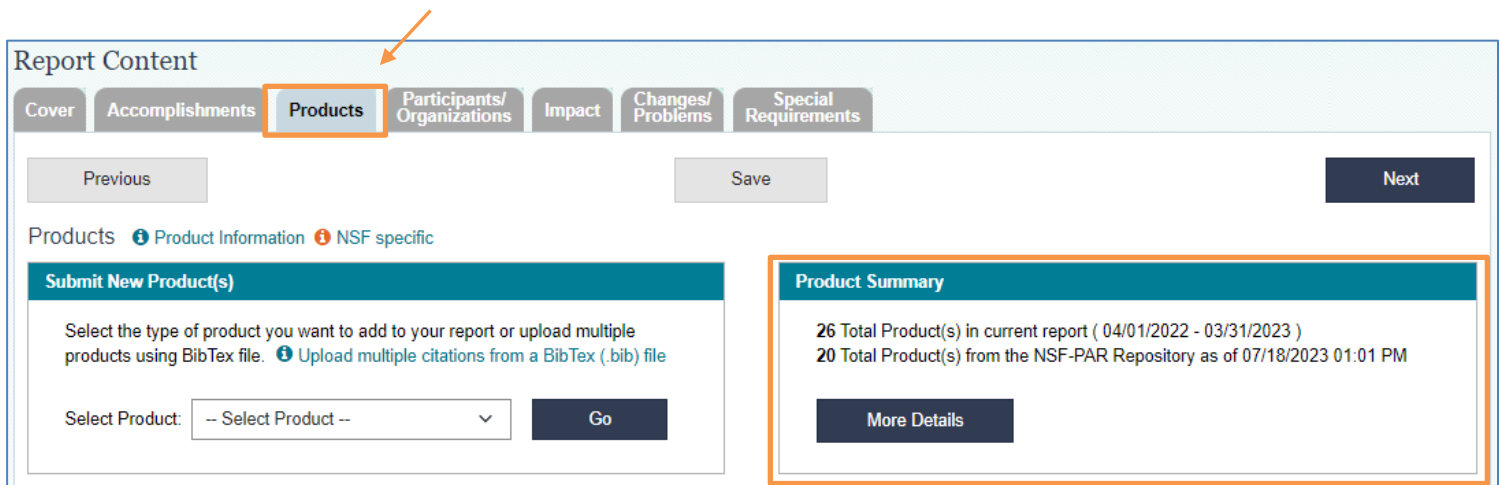
Journal or Juried Conference Paper	Author1, Test, Author2, Test, Author3, Test <a href="#">more &gt;&gt;</a> Type: Author Accepted Manuscript <a href="https://doi.org/10.1051/0004-6361/123456789">doi: https://doi.org/10.1051/0004-6361/123456789</a> <a href="#">Full text</a> <a href="#">Citation details</a>	Added to NSF-PAR PAR ID: 123456	2018	✓ Complete	<a href="#">Edit in NSF-PAR</a> <a href="#">Delete from Report</a>
---------------------------------------	--	------------------------------------	------	------------	---



The example below depicts the Product Summary box which can be used to:

- View a summary of your product entries from the NSF-PAR on your in-progress project report in the Product Summary module by selecting the Products tab.
- View a count of total products from your in-progress project report and from the NSF-PAR.

Note that the Timestamp indicates the most recent batch data pull from the NSF-PAR into your in-progress project report.



Report Content

Cover Accomplishments **Products** Participants/Organizations Impact Changes/Problems Special Requirements

Previous Save Next

Products ⓘ Product Information ⓘ NSF specific

**Submit New Product(s)**

Select the type of product you want to add to your report or upload multiple products using BibTex file. ⓘ Upload multiple citations from a BibTex (.bib) file

Select Product: -- Select Product -- Go

**Product Summary**

26 Total Product(s) in current report ( 04/01/2022 - 03/31/2023 )  
20 Total Product(s) from the NSF-PAR Repository as of 07/18/2023 01:01 PM

More Details

## Questions and Helpful Resources

For **IT system-related questions or technical questions**, please contact the NSF IT Service Desk (7:00 AM – 9:00 PM ET, Monday through Friday except for federal holidays):

- Call the NSF IT Service Desk: 1-800-381-1532
- Email the NSF IT Service Desk: [rgov@nsf.gov](mailto:rgov@nsf.gov)
- Additional training resources are available on the Research.gov [About Public Access](#) page. Please also refer the [NSF Public Access Initiative](#) for more information.

## We Want Your Feedback!

- We want your thoughts on your experience with the workflow for adding research products to the NSF-PAR and to your in-progress project reports in Research.gov.
- Please send your feedback to [publicaccess@nsf.gov](mailto:publicaccess@nsf.gov).