



THE WATER CYCLE



Supplies needed: glue or tape, scissors, chalk (2 colors)

Location: driveway or dark pavement on a warm, sunny day

Instructions:

1. Make a small puddle of water on the pavement.
2. Use the chalk to trace around the edge of the puddle.
3. Wait 1 hour and trace the edge of the puddle again with a different color of chalk.

While you wait, look around you. What are 5 things you see that you think contain water?

1. _____
2. _____
3. _____
4. _____
5. _____

What happened to the puddle? Did it change size?

Read about the water cycle. Use the terms in **bold** to help you complete the water cycle diagram on the back of this sheet.

Water is one of the most important substances on Earth. It is found almost everywhere and in all living things. Water is found in three different phases. The phases are solid, liquid, and gas. All three phases are part of the Water Cycle. The Water Cycle shows how water moves on Earth.

Water in the atmosphere is a gas. It forms clouds and falls to earth as a liquid or solid. This is called **precipitation**. Precipitation can be rain, snow, or ice. Some of the precipitation soaks into the ground where it becomes **groundwater**. This process is called **infiltration**. Groundwater gets taken up by plants. Plants release water back into the atmosphere as a gas through **transpiration**.

The rest of the precipitation goes into **streams, lakes, and rivers** as **runoff**. These streams lead to the largest body of water: **the ocean**. Water from streams, rivers, and the ocean returns to the atmosphere through **evaporation** to start the cycle over again.





DO NOT WRITE IN THIS SPACE



National
Science
Foundation

THE WATER CYCLE

Cut and paste the words below to complete the water cycle. Color the picture once you are done.



Transpiration

The Ocean

Streams, Lakes,
and Rivers

Runoff

Infiltration

Groundwater

Precipitation

Evaporation